

**USER MANUAL
FOR
END USERS
OF
HINDLABS WEB APPLICATION**

User Manual will help Administrator users and other users of this web application for training and future guidance. Original images of all the images in the user manual are given in the soft copy.

HINDLABS WEBSITE

URL: <https://hindlabs.in/>

The screenshot displays the Hindlabs website homepage. At the top, the header includes the Hindlabs logo (a purple square with a white cross) and the text "HINDLABS Diagnostic Network". To the right, it features the HLL Lifecare Limited logo (a blue stylized 'H') and the text "HLL Lifecare Limited (A Government of India Enterprise)". Further right, there are contact details for Customer Care (+91 9400027969) and Home Collection (+91 9400027969), along with a "Help & Support" link. Below the header, a purple navigation bar contains links for "About", "Health Packages", and "Book a Test", as well as buttons for "Choose State", "Download Reports", and "Login". The main content area features a large banner image of a doctor examining a patient's arm. Overlaid on this image is the text "HINDLABS- One of the Most Sought-After Diagnostic Chains in India" and "Advanced Diagnostic & Imaging Services at Extremely Affordable Rates". Below the banner, a purple bar displays five statistics: "13 States", "279 Centers", "35 + Million Beneficiaries", "106 + Million tests done", and "11 NABL accredited Labs". The bottom section is titled "OUR TESTS PACKAGES" and includes a "See All Tests Packages" link. It features three image cards: a doctor using a stethoscope, a doctor examining an elderly patient, and a doctor holding a red apple. A blue upward arrow button is located in the bottom right corner.

HINDLABS
Diagnostic Network

HLL Lifecare Limited
(A Government of India Enterprise)

Customer Care
+91 9400027969

Home Collection
+91 9400027969

Help & Support

About Health Packages Book a Test

Choose State Download Reports Login

HINDLABS- One of the Most Sought-After Diagnostic Chains in India
Advanced Diagnostic & Imaging Services at Extremely Affordable Rates

13
States

279
Centers

35 +
Million Beneficiaries

106 +
Million tests done

11
NABL accredited Labs

OUR TESTS PACKAGES

See All Tests Packages →

↑

1.1 USER REGISTRATION

To access the Hindlabs platform, users must register and log in using the following instructions:

REGISTRATION PAGE:

User Registration:

- If you are a new user, navigate to the registration page by clicking on "New User Register."
- The registration page URL is: <https://hindlabs.in/hlllogin/register>.

HINDLABS Diagnostic Network

HLL Lifecare Limited (A Government of India Enterprise)

Customer Care +91 9400027969

Home Collection +91 9400027969

Help & Support

About Health Packages Book a Test Choose State Download Reports

User account User account

User account

Already a User? Login

Name * XXXXX

Mobile Number * 1234567890

(Once verify the mobile number and email address then only you will register the Details)

OTP Successfully Sent to Your Mobile Number 110439 [Get Otp](#)

E-mail address * XXXXX@gmail.com

Password *

CAPTCHA

This question is for testing whether or not you are a human visitor and to prevent automated spam submissions.

2 f 4 R K

What code is in the image? * 2f4RK

[Generate a new captcha](#)

[Register](#)

Name Field:

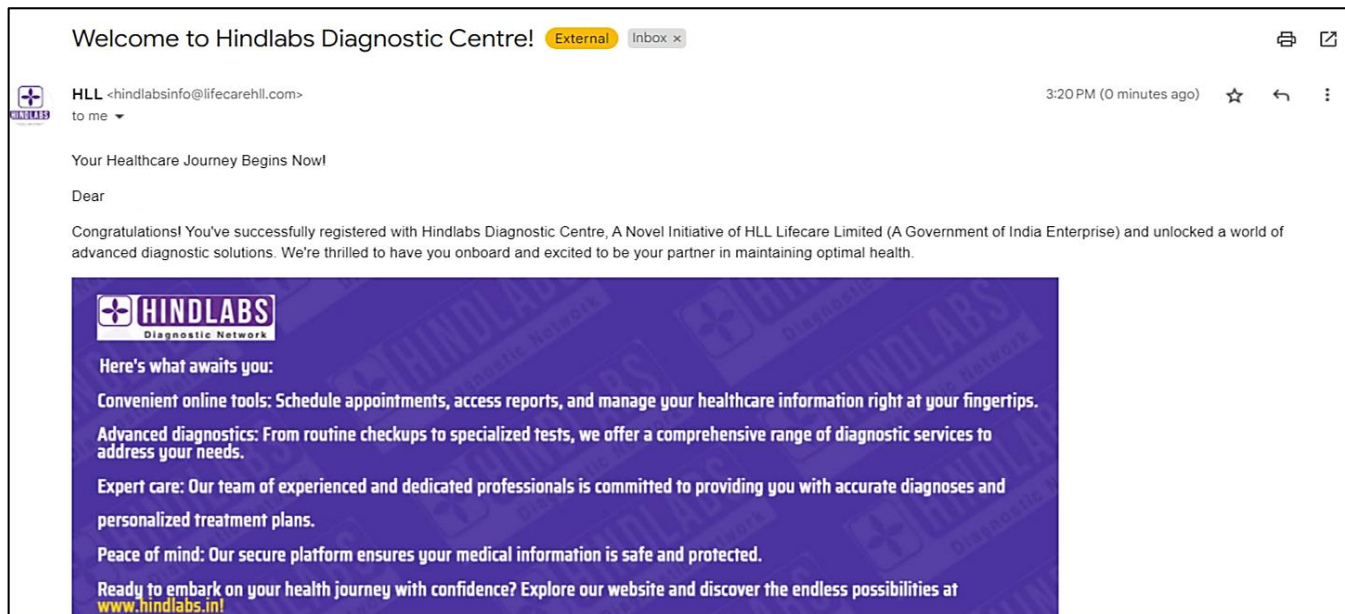
- Enter your name using alphabetic characters only.

Mobile Number Field: Input your current and valid 10-digit mobile number for OTP verification.

Get OTP Button: Click the "Get OTP" button after providing a valid mobile number to receive the OTP for verification.



- Enter your email address for communication purposes.
- Set a secure password for your account.
- Complete the Captcha verification.
- By ensuring the presence and functionality of these fields, users can successfully register on the Hindlabs platform by Clicking the "Register" button to save your details and complete the registration process.
- Upon successful registration, a confirmation email will be sent to your provided email address.



Redirect to User Dashboard:

After successfully registering, the page should automatically redirect you to the user dashboard page.

The screenshot shows the HINDLABS user dashboard. At the top, there is a header with the HINDLABS logo, HLL Lifecare Limited information, and contact details. Below the header is a navigation bar with links like 'About', 'Health Packages', 'Book a Test', and buttons for 'Choose State', 'Download Reports', 'Logout', and 'Dashboard'. The main content area shows a success message: 'Your Registration has been submitted Successfully.' and 'Registration successful. You are now logged in.' Below this, the 'Dashboard' section is displayed. On the left is a sidebar menu with options: Profile, Slot with Packages Booking, Slot Booking, Booked Slot/Packages, Cart(0), Reports, Cancelled Reports, and Logout. On the right is a table showing collection statistics.

Collection Status	Count
Pending to Collection	0
Started to Collection	0
Completed to Collection	0
Package Booking	0
Direct Booking	0
Total Number of collection	0

USER DASHBOARD:

The user dashboard provides an overview of various details and functionalities for registered users.

Here are the features available on the dashboard:

- User Details: View your registered user details.
- Booked Slot Count: Check how many slots you've booked.
- Profile: Update your personal information.
- Slot with Packages Booking: See available slots with package details.
- Slot Booking: Find information on available slots.
- Booked Slots/Packages: Review details of your booked slots and packages.
- Cart: View selected slot and package details conveniently.
- Reports: Access reports containing information on all your booked slots.
- Cancelled Slots: Find a list of slots you've cancelled.
- Logging Out: Click the logout button to logout.

LOGIN PAGE:

- URL: Go to <https://hindlabs.in/user/login>.
- Username: Enter your registered mobile number (e.g., 80*****50).
- Password: Enter your registered password.
- Enter the Captcha code shown on the page.
- After entering credentials and Captcha, click login.
- After successful login, you should be redirected to the user dashboard page.

HINDLABS
Diagnostic Network

HLL Lifecare Limited
(A Government of India Enterprise)

Customer Care
+91 9400027969

Home Collection
+91 9400027969

Help & Support

About Health Packages Book a Test

Choose State Download Reports

User account

User account

[New User Register](#)

Mobile Number *

XXXXXX

Enter Your Registered Mobile Number.

Password *

Enter the password that accompanies your username.

CAPTCHA

This question is for testing whether or not you are a human visitor and to prevent automated spam submissions.

P7E7H

What code is in the image? *

P7E7H

Enter the characters shown in the image.

[Generate a new captcha](#)

Login

[Forgot password?](#)

PROFILE TAB:

The screenshot shows the HINDLABS user profile dashboard. At the top, there is a header with the HINDLABS logo, HLL Lifecare Limited information, and contact details. Below the header is a navigation bar with links like 'About', 'Health Packages', 'Book a Test', 'Choose State', 'Download Reports', 'Logout', and 'Dashboard'. The main content area is titled 'Dashboard' and includes a sidebar with options like 'Profile', 'Slot with Packages Booking', 'Slot Booking', 'Booked Slot/Packages', 'Cart(0)', 'Reports', 'Cancelled Reports', and 'Logout'. The 'Profile' section is active, displaying a table with user details: Name (XXXXXXX), E-Mail id (XXXXXXX@gmail.com), and Contact Number (1234567890). An 'Edit Profile' button is located at the bottom of the table.

Name	XXXXXXX
E-Mail id	XXXXXXX@gmail.com
Contact Number	1234567890
Edit Profile	

- The profile page will contain fields for editing the name, mobile number, email, and password.
- If the user wants to edit any of these fields, they can click the Edit Profile Button.

The screenshot shows the HINDLABS user profile update form. It includes fields for Name, Mobile Number, E-mail address, Password, and Confirm password. The Mobile Number field has a 'Get OTP' button next to it. The E-mail address field has an 'Email Verify' button next to it. A 'Save' button is at the bottom. The form also includes a 'Dashboard' button in the top right corner.

Name *

XXXXXXX

Mobile Number *

1234567890

(Once verify the mobile number)

Get OTP

E-mail address *

XXXXXXX@gmail.com

(Once verify email address then only you will register the Details)

Email Verify

Password

Confirm password

To change the current user password, enter the new password in both fields.

Save

Mobile Number Update:

- To change the registered mobile number, Enter the new valid mobile number.
- Upon entering a new mobile number, click on the "Get OTP" button.
- Verify the OTP received to the registered mobile number.

Email Address Update:

- To change the registered Email ID, Enter the new valid Email ID.
- Upon entering a new Email ID, click on the "Email verify" button.
- Verify the Email received to the registered mobile number.

Password Update:

- Enter the new password and confirm the passwords, make sure the passwords may contain alphanumeric characters and special characters for strength.

Save and Update Profile:

- After completing verifications, click the "Save" button to save the new details.
- Ensure that saved changes are reflected in the user's profile.
- If the registered user decides not to change any details, verify that clicking the "Dashboard" button redirects to the dashboard page.

SLOT WITH PACKAGE BOOKING TAB:

Dashboard	
Dashboard	
Profile	
Slot with Packages Booking	>
Slot Booking	
Booked Slot/Packages	
Cart(0)	
Reports	
Cancelled Reports	
Logout	

Pending to Colloection	0
Started to Collection	0
Completed to Colloection	0
Package Booking	0
Direct Booking	0
Total Number of collection	0

- Click the Book Slot/Packages Page:
- Navigate to the "Slot with Package Booking" tab.
- Locate and click on the "Book Slot/Packages" option.
- This action will redirect you to the test packages page, where you can proceed with booking slots and packages.

OUR TEST PACKAGE PAGE:

Our Test Package page provides detailed information about available test packages and allows users to select the desired packages for booking. Here's how to use the Test Package page effectively:

Package Selection:

- Users can browse through the available test packages listed on the page.
- Test packages can be filtered based on State/District/Location criteria to facilitate selection according to specific geographical preferences.

Package Details:

- Each test package is accompanied by comprehensive details, aiding users in making informed decisions.
- Users can review the complete package details, including test specifications and other relevant information.

Selecting Packages and Centers:

- Upon choosing a desired package, users can proceed to select the appropriate testing center.
- The available centers are listed with corresponding State/District/Location details for easy identification and selection.

Viewing Package Details:

- After selecting a center, users can click on the "View Details" button to access additional information about the selected package and center.
- This action redirects users to a detailed view page, providing comprehensive insights into the chosen package and center.

Our Test Packages

Package Name

State District Location

Package Name

KERALA

TRIVANDRUM

HINDLABS CLINICAL LA

Submit

Clear

INR 1900.00

SENIOR CITIZEN HEALTH CHECK UP (MALE)(55 PARAMETERS)

Test Information:

Fasting Blood Sugar, PPBS, Complete Blood Count with ESR, Renal Function Test, Total Cholesterol, Urine Routine, Urine Microalbumin, PSA(Male), HBA1C, CHEST X-RAY

Centers:

Select Anyone Center

View Details

INR 1.00

Test Package

Test Information:

Blood Grouping & RH typing, Serum Creatinine, Blood urea, Serum total Cholesterol, Urine Routine, Serum Triglycerides

Centers:

Select Anyone Center

View Details

INR 1400.00

ROUTINE HEALTH CHECK UP(41 PARAMETERS)

Test Information:

Fasting Blood Sugar, PPBS, Renal Function Test, Complete blood count, Total Cholesterol, HDL, LDL, VLDL, Urine Routine, S. Bilirubin

Centers:

Select Anyone Center

View Details

INR 1900.00

SENIOR CITIZEN HEALTH CHECK UP(WOMEN)(55 PARAMETERS)

Test Information:

Fasting Blood Sugar, PPBS, Complete Blood Count with ESR, Renal Function Test, Total Cholesterol, Urine Routine, Pap Smear, TSH, HBA1C, Urine Microalbumin

Centers:

Select Anyone Center

View Details

INR 2950.00

HEALTHY HEART CHECK UP(38 PARAMETERS)

Test Information:

Fasting Blood Sugar, Lipid Profile, Complete blood count, Urine Routine, CKMB, CRP, Tread Mill Test (TMT), Echocardiography (ECHO), ECG, BMI

Centers:

Select Anyone Center

View Details

INR 1650.00

PREVENTIVE CANCER HEALTH CHECK UP(32 PARAMETERS)

Test Information:

Blood sugar random, Complete blood count, Peripheral Smear, Liver Function Test, Serum Cortisol, CEA, PSA(Male), Physician Consultation

Centers:

Select Anyone Center

View Details

INR 1575.00

HINDLABS SPECIAL EXECUTIVE HEALTH CHECK UP(43 PARAMETERS)

Test Information:

Fasting Blood Sugar, PPBS, Renal Function Test, Lipid Profile, Complete blood count, Liver Function Test, Thyroid panel, ECG, Blood Pressure, Ultrasound- Abdomen

Centers:

Select Anyone Center

View Details

INR 4750.00

HINDLABS MASTER HEALTH CHECK UP TO FEMALE (58 PARAMETERS)

Test Information:

Blood Grouping & RH typing, Complete blood count, X – Ray Chest, Tread Mill Test (TMT), Pulmonary Function Test (PFT), Echocardiography (ECHO), Fasting Blood Sugar, PPBS, HBA1C, Complete Blood Count with ESR

Centers:

Select Anyone Center

View Details

INR 4500.00

HINDLABS MASTER HEALTH CHECK UP TO MALE (58 PARAMETERS)

Test Information:

ECG, CHEST X-RAY, Tread Mill Test (TMT), Pulmonary Function Test (PFT), Echocardiography (ECHO), Fasting Blood Sugar, PPBS, HBA1C, Complete Blood Count with ESR, Renal Function Test

Centers:

Select Anyone Center

View Details

INR 3660.00

Heart Check (Above 40 years)

Test Information:

Hemoglobin, Blood Grouping & RH typing, Serum Creatinine, ECG, Complete blood count, Packed Cell Volume, MCH, MCV, MCH, WBC, Differential Count, Peripheral Smear, RBC

Centers:

Select Anyone Center

View Details

INR 2310.00

Executive Health Check up (Above 30 years)

Test Information:

Hemoglobin, Blood Grouping & RH typing, Serum Creatinine, Complete blood count, Packed Cell Volume, MCH, MCV, MCH, WBC, Differential Count, Peripheral Smear, RBC, Platelet Count

Centers:

Select Anyone Center

View Details

INR 1396.00

Master Health Check up (Above 20 years)

Test Information:

Hemoglobin, Blood Grouping & RH typing, Serum Creatinine, ECG, CHEST X-RAY, Complete blood count, Packed Cell Volume, MCH, MCV, MCH, WBC, Differential Count, Peripheral Smear

Centers:

Select Anyone Center

View Details

INR 1562.00

SWASTHYA REKHA 2

Test Information:

Urine Routine, CBC, Liver Function Test, Kidney Function Test, Lipid Profile, Thyroid panel, CHEST X-RAY, Physician Consultation, USG -Whole Abdomen

Centers:

Select Anyone Center

View Details

INR 1062.00

SWASTHYA REKHA 1

Test Information:

Urine Routine, CBC, Liver Function Test, Kidney Function Test, Lipid Profile, Thyroid panel, ECG

Centers:

Select Anyone Center

View Details

OUR TEST PACKAGES DETAIL VIEW PAGE:

On the Detail View Page of Our Test Packages, users can access comprehensive information about specific test packages.

Package Details:

- Users will find detailed information about the package, including its name, location, cost, chosen center name, and available test types.
- This information enables users to understand the specifics of the test package they are interested in.

Our Tests Packages Detailview



ROUTINE HEALTH CHECK UP(41 PARAMETERS)

State / District KERALA » TRIVANDRUM

₹ **INR 1400.00**

HINDLABS CLINICAL LABORATORY, PERC

Test Types :

- Fasting Blood Sugar
- Renal Function Test
- Total Cholesterol
- LDL
- Urine Routine
- PPBS
- Complete blood count
- HDL
- VLDL
- S. Bilirubin

Book Now

Booking Process:

- To proceed with booking the package, users can click on the "Book Now" button.
- This action initiates the booking process and redirects users to the cart page to review and confirm their selection.

CART PAGE:

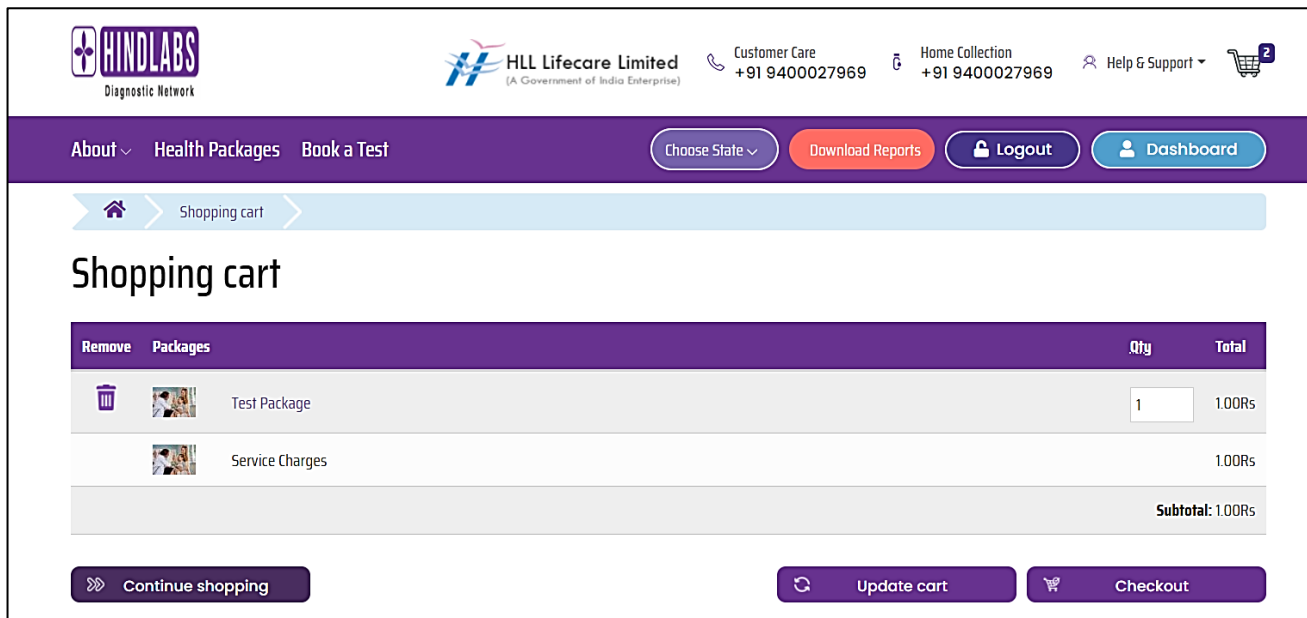
The Cart Page provides users with an overview of their selected test packages and facilitates the booking process. Here's a breakdown of its features:

Package Details:

- Users can view the details of the packages they have selected for booking, including the package name, quantity, and price details.
- Service charge details are also displayed, with the same charges applicable regardless of the number of packages selected.

Management Options:

- Remove Option: Users can remove previously selected packages or any mistakenly chosen packages by utilizing the remove option.
- Quantity Option: Users have the flexibility to adjust the quantity of a selected package by adding more units if needed.



Navigation and Functionality:

- Continue Shopping: Users can choose to continue shopping for multiple packages in the same center location by clicking on the "Continue Shopping" button.
- Update Cart: This option allows users to update their cart by adding packages for future use or reference. Once packages are booked, they are added to the cart page for easy access.

Multiple Package Selection:

- Users have the flexibility to choose multiple test packages with the same center location simultaneously, streamlining the booking process for added convenience.

Checkout Process:

- After confirming the package details in the cart, users can proceed to the checkout process by clicking on the "Checkout" button. This action redirects users to the time slot booking page.

TIME SLOT BOOKING PAGE:

The Time Slot Booking Page streamlines the process of selecting available time slots for test packages. Here's an overview of its features and functionalities:

Automatic Location Selection:

If the user has already selected the center's location in the package detail view page, the State/District/centre name dropdown will automatically display the selected center location, enhancing user convenience.

Package Details:

The page displays the details of the booked packages, including the package name, quantity, total price, and an option to remove booked packages.

User Selection Options:

- Users can select their State, District, and centre Location from the dropdown menus.
- A calendar feature allows users to select the desired date for their appointment.
- Available time slots are presented for users to choose from.
- Center details, including location and map, are provided for reference.
- The page also displays the current location of the booking user for the selected location.

Map Integration:

The current location of the user will be displayed as a map marker in the Google map, the user will have the flexibility to drag/adjust the map marker to the exact location.

Package Management:

The page enables users to remove booked packages if needed. Clicking the remove option redirects users to the cart page to adjust or remove package details.

Dynamic Updates:

When users remove package details, the Time Slot Booking Page dynamically adjusts to reflect the changes, ensuring an up-to-date and accurate booking process.

Book a Test

Package/Charges	Qty	Total (Rs)	Action
Test Package	1 ×	1	Remove
Service Charges	1 ×	1	
Subtotal (Rs):		2	

LOCATION : KERALA » TRIVANDRUM » HINDLABS CLINICAL LABORATORY PEROORKADA

State District Location

KERALA TRIVANDRUM HINDLABS CLINICAL LABORATORY PEROORKADA

February						
S	M	T	W	T	F	S
				1	2	3
4	5	6	7	8	9	10
11	12	13	14	15	16	17
18	19	20	21	22	23	24
25	26	27	28	29		

Saturday, February 24, 2024		
Time		Items
	All day	Available
	06:00-06:20	Available
	06:21-06:40	Available
	06:41-06:59	Available
	07:00-07:20	Available
	07:21-07:40	Available
	07:41-08:00	Available
	08:01-08:20	Available
	08:21-08:40	Available
	08:41-08:59	Available
	09:00-09:20	Available
	09:21-09:40	Available
	09:41-09:59	Available
	10:00-10:20	Available
	10:21-10:40	Available
	10:41-10:59	Committed/Remove
	11:00-11:20	Available
	11:21-11:40	Available
	11:41-11:59	Available
	12:00-12:20	Available
	12:21-12:40	Available
	12:41-12:59	Available
	13:00-13:20	Available
	13:21-13:40	Available
	13:41-13:59	Available
	14:00-14:20	Available
	14:21-14:40	Available
	14:41-14:59	Available
	15:00-15:20	Available
	15:21-15:40	Available
	15:41-15:59	Available
	16:00-16:20	Available
	16:21-16:40	Available
	16:41-16:59	Available
	17:00-17:20	Available
	17:21-17:40	Available
	17:41-18:00	Available

Appointment Centre	Location	Date	Timeslot	Action
HINDLABS CLINICAL LABORATORY, PEROORKADA	KERALA»TRIVANDRUM»HINDLABS CLINICAL LABORATORY PEROORKADA	2024-02-24	10:41-10:59	Remove

Location

Aluva, Kerala, India



CENTER DETAILS WITH BOOKED PACKAGES AND AVAILABLE TIME SLOT PAGE:

The Center Details with Booked Packages and Available Time Slot Page provides comprehensive information about selected testing centers, booked packages, and available time slots.

Center Information:

The page displays detailed information about the selected testing center, including its location, contact details, and any additional relevant information.

Book a Test

Package/Charges	Qty	Total (Rs)
ROUTINE HEALTH CHECK UP(41 PARAMETERS)	1 ×	1400
Service Charges	1 ×	100
Subtotal (Rs):		1500

State District Location

KERALA

TRIVANDRUM

HINDLABS CLINICAL LABORATORY, PEROORKADA

June

S

M

T

W

T

F

S

1

2

3

4

5

6

7

8

9

10

11

12

13

14

15

16

17

18

19

20

21

22

23

24

25

26

27

28

29

30

Friday, June 9, 2023

« Prev

Next »

Time	Items
All day	Available
17:00-18:00	Committed/Remove


Appointment Centre	Location	Date	Timeslot	Action
HINDLABS CLINICAL LABORATORY, PEROORKADA	KERALA>TRIVANDRUM>HINDLABS CLINICAL LABORATORY, PEROORKADA	2023-06-09	17:00-18:00	Remove

Location

Thanjavur, Tamil Nadu, India

Map

Satellite



Submit

16

Booked Packages Overview:

- Users can view a summary of their booked packages, including the package name, quantity, and total price. This allows users to verify their selections before proceeding.

Available Time Slots:

- The page presents users with a list of available time slots for scheduling their appointments. Users can choose the time slot that best suits their preferences and availability.

Package Management Options:

- Users have the option to review and modify their booked packages directly from this page. They can add or remove packages as needed, ensuring flexibility in their booking selections.

Dynamic Updates:

- As users make changes to their booked packages or select different time slots, the page dynamically updates to reflect these changes in real-time. This ensures that users always have the latest information available.

Selection of Date and Time:

- Users are presented with a calendar interface where they can choose the desired date for their appointment. If the selected date has available time slots, these details will be displayed below the calendar.

Choosing Location and Center:

- Users must select the State/District/Location and specify the center location where they wish to book their appointment. This ensures that users can easily find and select the most convenient testing center for their needs.

Submission of Details:

- After confirming all the necessary details, users can click the submit button to proceed to the checkout page. This action initiates the booking process and moves users one step closer to finalizing their appointment.

CHECKOUT PAGE:

Address Section:

- A dedicated section on the checkout page allows users to input and review their address details before proceeding further with the booking process. This section ensures accuracy in the delivery of any related communications or materials.
- Users are prompted to provide their current shipping address details, including their address and mobile number. This ensures that the booking is associated with the correct contact information for communication and coordination purposes.

Checkout

Address

Enter your address and information here.

* First name

XXXXXXX

Last name

* Street address

North street

* City

thanjavur

* Country

India

* State/Province

Kerala

* Postal code

123567

* Phone number

1234567890

Cart contents

Qty	Products	Price
1 ×	Test Package	1.00Rs
1 ×	Service Charges	1.00Rs
		Subtotal: 2.00Rs

Payment method

CCavenue MCPG

Payment Secured by CCavenue

VISA

MasterCard

Bank of America

Diners Club

Discover

Bank of India

NetBanking

RuPay

EMI Option

Net Banking

Bank IMPS

Prepaid Instruments

Continue with checkout to complete payment.

Booked Centre	State District Location
HINDLABS CLINICAL LABORATORY, PEROORKADA	KERALA » TRIVANDRUM » HINDLABS CLINICAL LABORATORY PEROORKADA

Cancel

Review order

Review Order Button:

- Once users have entered their address details, they can click the "Review Order" button to proceed. This action triggers a redirection to the review order page, where users can review the details of their booking before finalizing the transaction.

REVIEW ORDER PAGE:

Order Details Overview:

- Users can inspect and review all order details, including package name, delivery information, and payment-related details.
- This comprehensive overview ensures complete visibility into the specifics of the transaction.

Submit Order Button:

- After thorough review and satisfaction with the order details, users click "Submit Order" to finalize the transaction.
- This action initiates the process of proceeding to the payment method page.

Review order

Your Booking Package is almost complete. Please review the details below and click Submit if all the information is correct. You may use the "Back" button to make changes to your order if necessary.

CART CONTENTS		
Qty	Products	Price
1 ×	Test Package	1.00Rs
1 ×	Service Charges	1.00Rs

CUSTOMER DETAILS	
Address:	XXXX YYYY ZZZZ
Phone:	1234567890

PAYMENT METHOD	
Subtotal:	2.00Rs
Order total:	2.00Rs
Paying by:	CCAvenue MCPG

BackSubmit Order

Back Button:

- If users need to adjust or correct any details, they can use the "Back" button to return to the previous page.
- This flexibility allows for necessary revisions before proceeding further with the transaction.

PAYMENT METHOD PAGE:

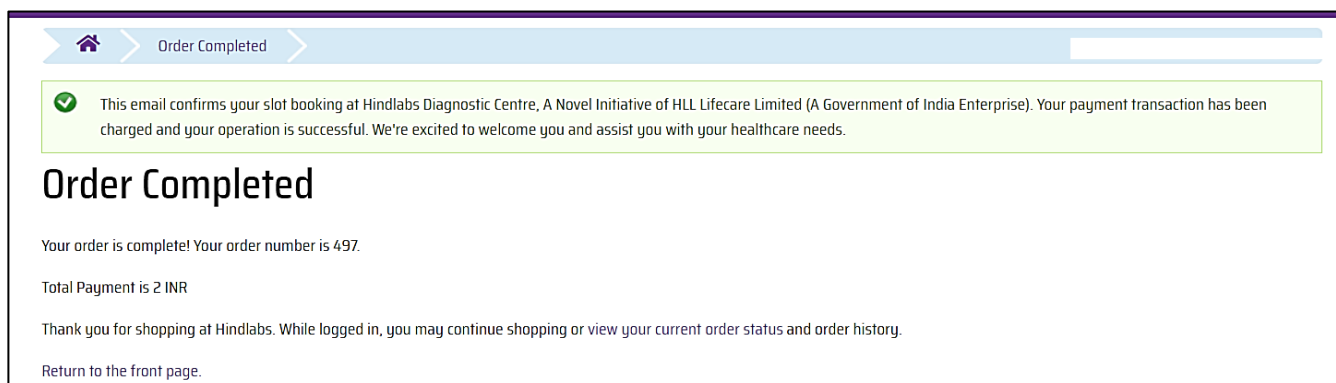
On the Payment Method page, users will finalize their transaction by selecting their preferred mode of payment.

Mode of Payment:

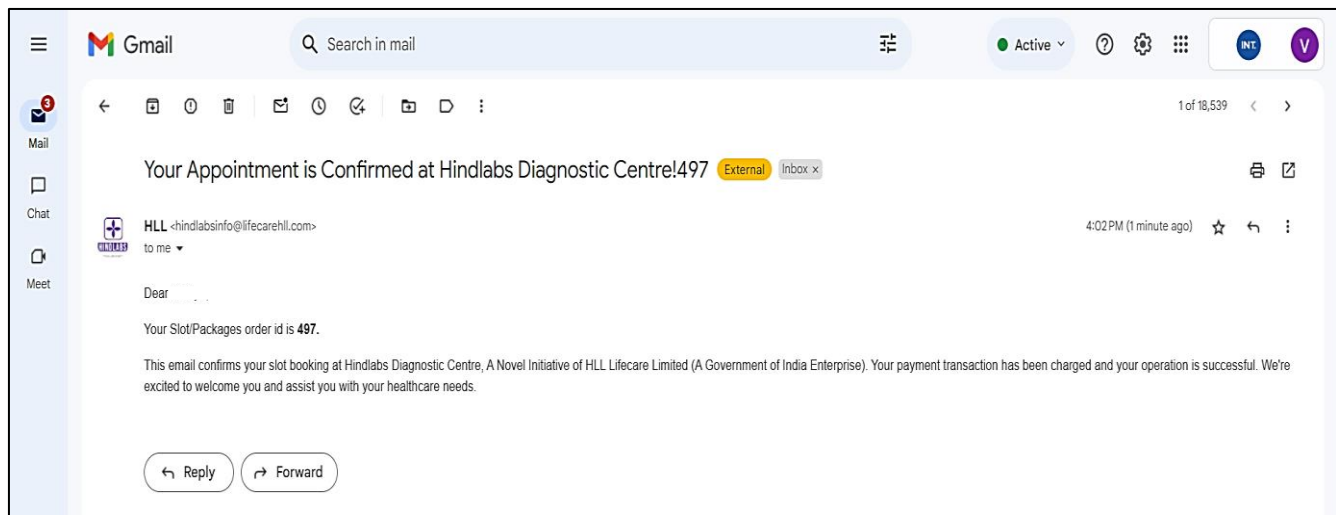
- Users are presented with various payment options such as Credit card, Debit card, net banking, Wallet, UPI ID, and Bharat QR.
- They can choose the payment method that best suits their preferences and convenience.

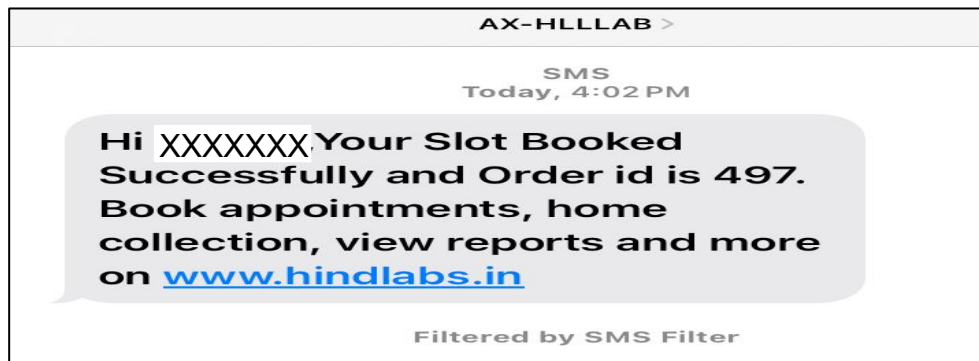
Completing Transaction & Notifications:

- After selecting the payment method and completing the transaction process, users receive a confirmation message indicating successful booking.



- Users receive confirmation notifications via email and SMS to their registered email address and mobile number respectively.





- These notifications serve as official confirmation of a successful booking, providing additional reassurance.

BOOKED SLOT / PACKAGES PAGE:

On the Booked Slot / Packages page, users can manage their booked slots and packages efficiently. Here's an overview of the functionalities available on this page:

Order Details:

- Users can view comprehensive details of their booked packages on this page. This includes information such as package name, date, time slot, and location.

Dashboard

- Dashboard
- Profile
- Slot with Packages Booking
- Slot Booking
- Booked Slot/Packages**
- Cart(0)
- Reports
- Cancelled Reports
- Logout

S.No	Package	Center Name & State/District/Taluk	Purchase status	Qty	Amount	Order Location	Booking Date	Timeslot	Bank Refno	Collection Day Status	Order Status	View Details
1	Test Package	HINDLABS CLINICAL LABORATORY, PERDORAKADA/KERALA » TRIVANDRUM » HINDLABS CLINICAL LABORATORY PERDORAKADA	Completed	2	2.00Rs	Aluva, Kerala, India	24-02-2024	10:41 AM	90578974202	--	--	View Order-497 Reschedule Reschedule History

View Order:

- By clicking the "View Order" button, users can access a detailed view of their booked package, allowing them to review all relevant information associated with their booking.

Reschedule Option:

- Users have the flexibility to reschedule their booked slots if needed. By clicking the "Reschedule" link, users can modify the date, time slot, and location of their booking according to their preferences.

Book a center

Package/Charges	Qty	Total (Rs)
Test Package	1	1.00
Service Charges	1	1.00
Subtotal (Rs):		2.00

Booked Slot

Appointment Centre	Location	Date	Timeslot
HINDLABS CLINICAL LABORATORY, PEROORKADA	KERALA»TRIVANDRUM»HINDLABS CLINICAL LABORATORY PEROORKADA	2024-02-24	10:41-10:59

February							«	»
S	M	T	W	T	F	S		
				1	2	3		
4	5	6	7	8	9	10		
11	12	13	14	15	16	17		
18	19	20	21	22	23	24		
25	26	27	28	29				

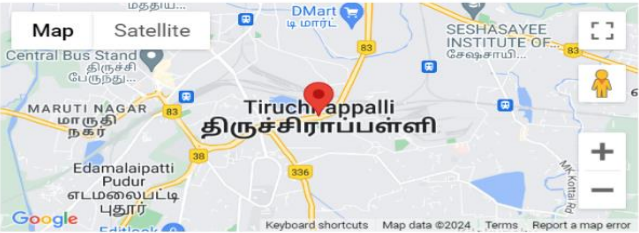
Sunday, February 25, 2024			« Prev	Next »
Time	Items			
All day	Available			
06:00-06:20	Available			
06:21-06:40	Available			
06:41-06:59	Available			
07:00-07:20	Available			
07:21-07:40	Available			
07:41-08:00	Committed/Remove			
16:21-16:40	Available			
16:41-16:59	Available			
17:00-17:20	Available			
17:21-17:40	Available			
17:41-18:00	Available			

Current Booking Slot

Appointment Centre	Location	Date	Timeslot	Action
HINDLABS CLINICAL LABORATORY, PEROORKADA	KERALA»TRIVANDRUM»HINDLABS CLINICAL LABORATORY PEROORKADA	2024-02-25	07:41-08:00	Remove

Location

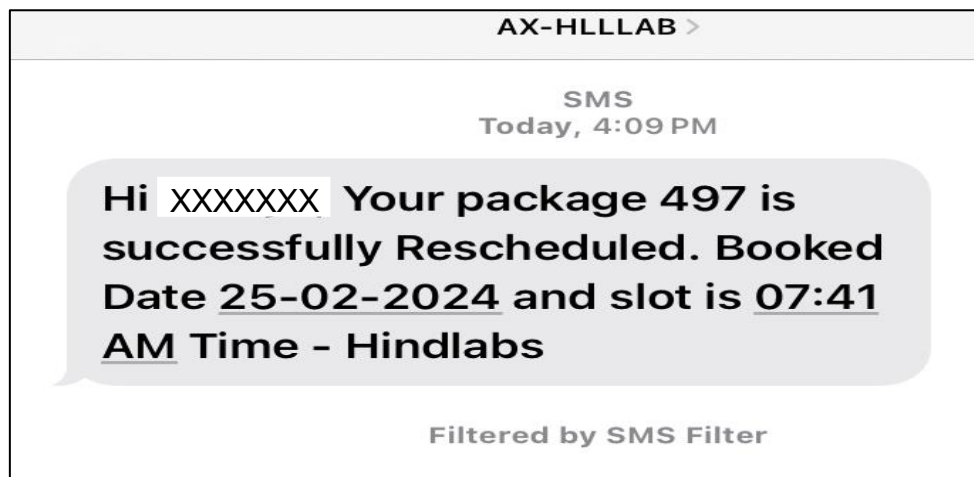
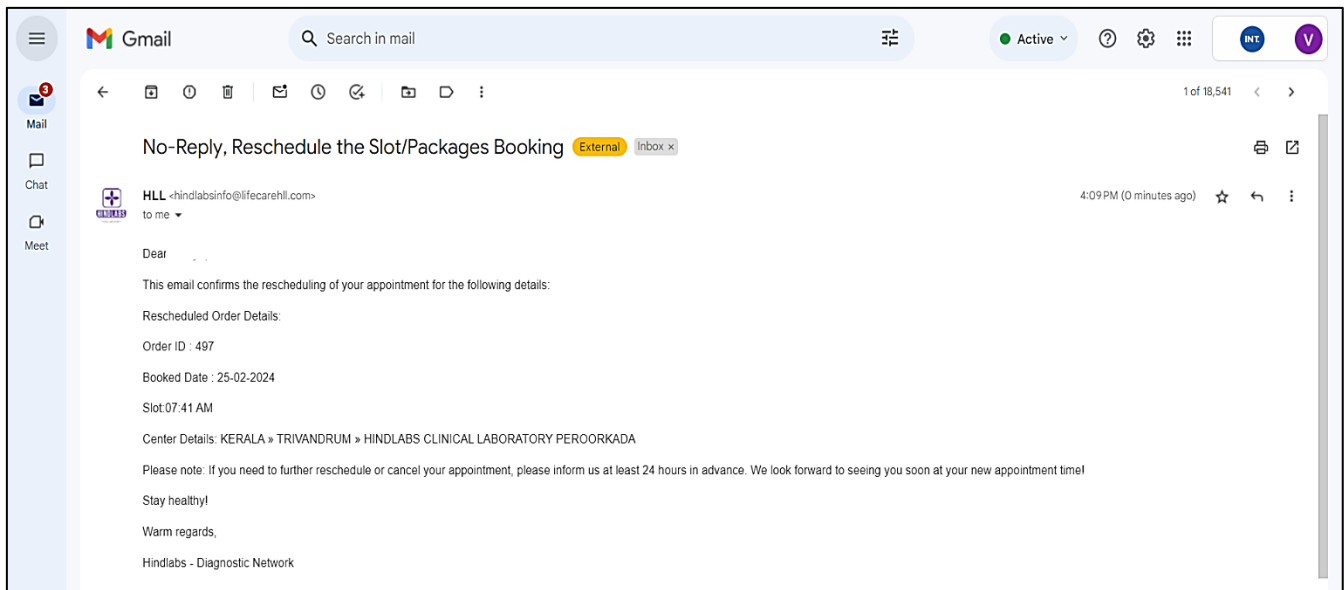
Tiruchirappalli Sy no 394, 9, Hanifa Colony, Sangillyandapuram, Navalur, Tiruchirappalli, Tan



Submit

Reschedule Confirmation:

- After successfully rescheduling their slots, users will receive confirmation via email and SMS, containing the updated booking details. This ensures that users are informed of any changes made to their booking.



Reschedule

Limitation:

- Users are reminded that they have only one opportunity to reschedule their time slots. This limitation encourages users to carefully consider any changes before finalizing their rescheduled booking.

SLOT BOOKING:

The Slot Booking feature provides users with a seamless process to book available time slots for direct testing at the center.

Accessing Slot Booking:

- From the dashboard, users can easily navigate to the Slot Booking section by clicking the designated button.

Dashboard

Dashboard >

Profile

Slot with Packages Booking

Slot Booking >

Booked Slot/Packages

Cart()

Reports

Cancelled Reports

Logout

Pending to Colloction	0
Started to Collection	0
Completed to Colloction	0
Package Booking	1
Direct Booking	0
Total Number of collection	1

Booking Time Slots:

- Users select their preferred State/District/Location of the center to book appointments directly.
- Available time slots are displayed based on the selected center location.
- Users choose the desired date from the calendar and view available and booked slots accordingly.

Selecting Slots:

- After selecting the date, users click on available slots to reserve their appointment.
- Users can specify the location if required, providing further customization options.

Book a Test

Package/Charges	Qty	Total (Rs)	Action
Service Charges	1 x	1	
Subtotal (Rs):		1	

State District Location

February						
S	M	T	W	T	F	S
				1	2	3
4	5	6	7	8	9	10
11	12	13	14	15	16	17
18	19	20	21	22	23	24
25	26	27	28	29		

Saturday, February 24, 2024		
Time	Items	
All day	Available	
06:00-06:20	Available	
06:21-06:40	Available	
06:41-06:59	Available	
07:00-07:20	Available	
07:21-07:40	Available	
07:41-08:00	Committed/Remove	
08:01-08:20	Available	
08:21-08:40	Available	
08:41-08:59	Available	
09:00-09:20	Available	
09:21-09:40	Available	
09:41-09:59	Available	
10:00-10:20	Available	
10:21-10:40	Available	
10:41-10:59	Available	
11:00-11:20	Available	
11:21-11:40	Available	
11:41-11:59	Available	
12:00-12:20	Available	
12:21-12:40	Available	
12:41-12:59	Available	
13:00-13:20	Available	
13:21-13:40	Available	
13:41-13:59	Available	
14:00-14:20	Available	
14:21-14:40	Available	
14:41-14:59	Available	
15:00-15:20	Available	
15:21-15:40	Available	
15:41-15:59	Available	
16:00-16:20	Available	
16:21-16:40	Available	
16:41-16:59	Available	
17:00-17:20	Available	
17:21-17:40	Available	
17:41-18:00	Available	

Appointment Centre	Location	Date	Timeslot	Action
HINDLABS CLINICAL LABORATORY, PERDORKADA	KERALA>TRIVANDRUM>HINDLABS CLINICAL LABORATORY PERDORKADA	2024-02-24	07:41-08:00	Remove

Location



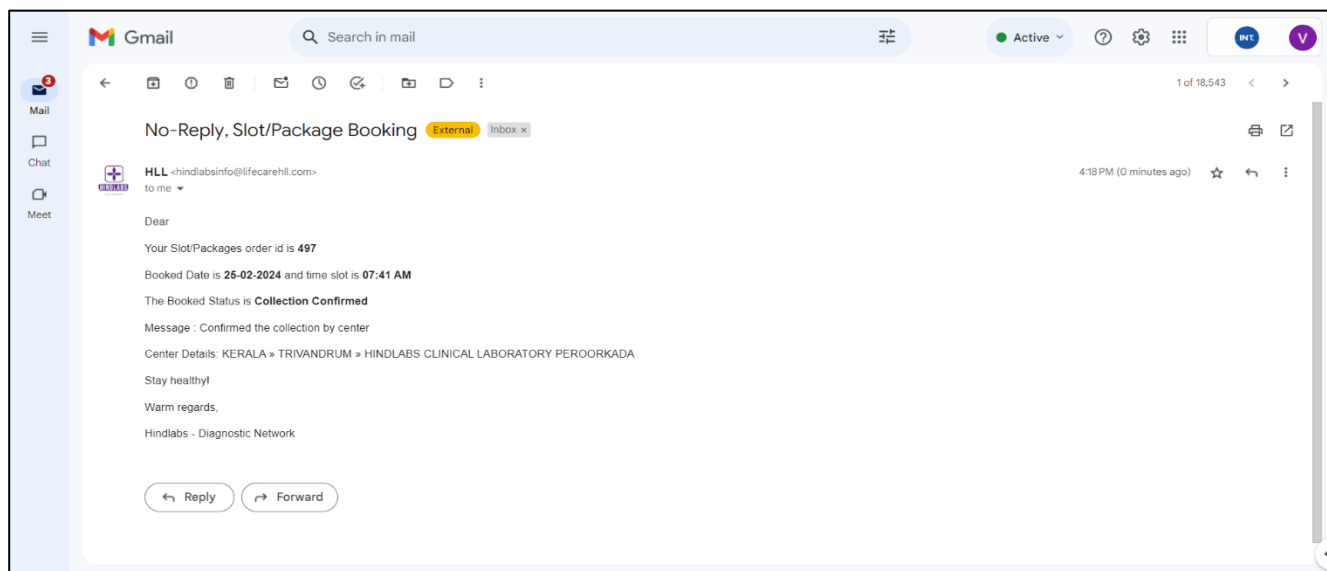
Submit

Submitting Booking Details:

- Once all necessary details are selected, users proceed by clicking the submit button.
- This action redirects them to the checkout page for payment processing.

Slot Booking Notification:

- Upon completing payment and successful booking, users receive a confirmation email and SMS notifications from the corresponding center admin.



Hi XXXXXX Your Slot/Packages order id is 497, the order is Collection Confirmed by the Hindlabs Center.

Filtered by SMS Filter

Collection Boy Allocation:

- After the user completes the payment, the center admin verifies the payment and the designated center for the booking.

Dashboard

- Dashboard
- Profile
- Slot with Packages Booking
- Slot Booking
- Booked Slot/Packages**
- Cart(0)
- Reports
- Cancelled Reports
- Logout

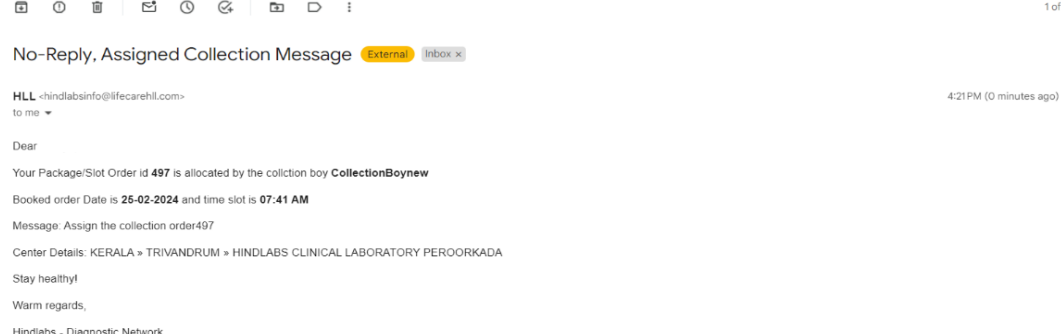
S.No	Package	Center Name & State/District/Taluk	Purchase status	Qty	Amount	Order Location	Booking Date	Timeslot	Bank Refno	Collection Boy Status	Order Status	View Details
1	Test Package	HINDLABS CLINICAL LABORATORY, PEROORKADA/KERALA » TRIVANDRUM » HINDLABS CLINICAL LABORATORY PEROORKADA	Completed	2	2.00Rs	Aluva, Kerala, India	24-02-2024	10:41 AM	90578974202	--	--	View Order-497 Reschedule

Reschedule History

- The center admin then assigns a collection boy for the collection process.

Notification of Collection Boy Assignment:

- Once the center admin assigns the collection boy, the user will get notified via the email and SMS regarding the allocation by the corresponding center admin.

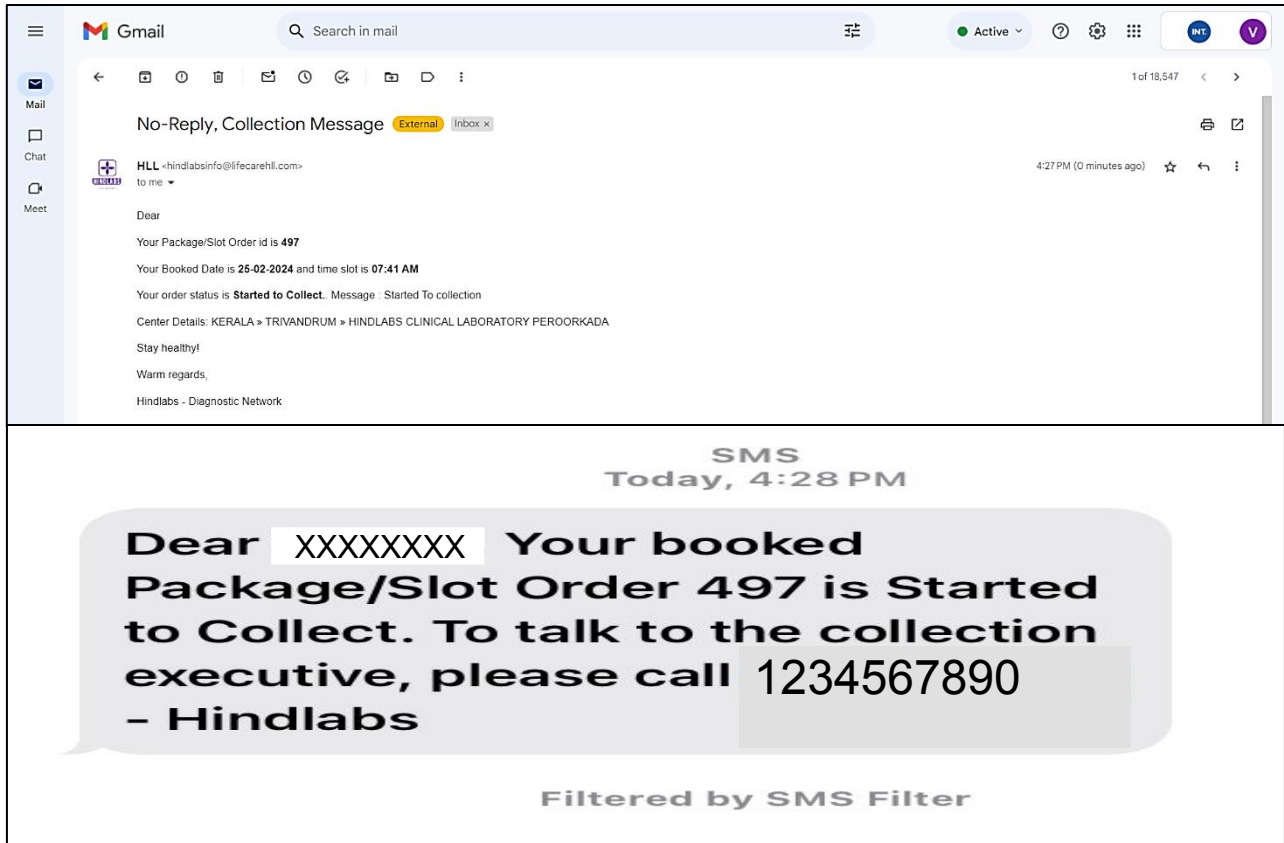


The screenshot shows a Gmail interface. The left sidebar contains icons for Mail (with a red notification badge), Chat, and Meet. The main area displays an email from HLL (hindlabsinfo@lifecarehll.com) with the subject 'No-Reply, Assigned Collection Message'. The email body reads: 'Dear, Your Package/Slot Order id 497 is allocated by the collection boy CollectionBoynew. Booked order Date is 25-02-2024 and time slot is 07:41 AM. Message: Assign the collection order497. Center Details: KERALA » TRIVANDRUM » HINDLABS CLINICAL LABORATORY PEROORKADA. Stay healthy! Warm regards, Hindlabs - Diagnostic Network'.

Your Slot/Packages order id is 497, the order is allocated by the collection boy CollectionBoynew - Hindlabs

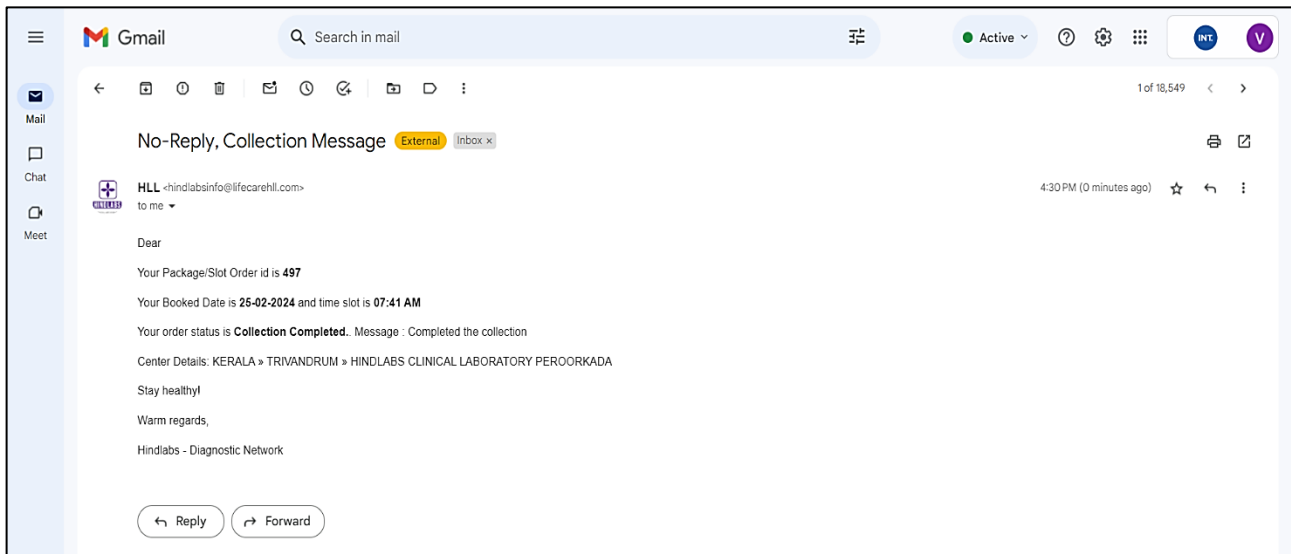
Notification of Collection Boy:

- After the collection boy is assigned, the user receives notification via email and SMS when the collection boy starts for collection.



Notification of Collection completion :

- After the collection boy completes the collection, the user will get notified by email and SMS regarding the same.



Dear XXXXXXXX Your booked Package/Slot Order 497 is Collection Completed. To talk to the collection executive, please call 1234567890 - Hindlabs

The Users also can be able to view the updates in their dashboard regarding the status of their booked slot.


The screenshot displays the Hindlabs user dashboard. At the top, there is a header with the Hindlabs logo, HLL Lifecare Limited information, and contact details. Below the header is a navigation bar with links like 'About', 'Health Packages', 'Book a Test', and buttons for 'Choose State', 'Download Reports', 'Logout', and 'Dashboard'. The main content area is titled 'Dashboard' and features a sidebar on the left with options: 'Dashboard', 'Profile', 'Slot with Packages Booking', 'Slot Booking', 'Booked Slot/Packages' (selected), 'Cart()', 'Reports', 'Cancelled Reports', and 'Logout'. The main table lists booked slots with columns for Package, Center Name & State/District/Taluk, Purchase status, Qty, Amount, Order Location, Booking Date, Timeslot, Bank Refno, Collection Bay Status, Order Status, and View Details. A specific row shows a 'Test Package' at 'HINDLABS CLINICAL LABORATORY, PEROORKADA/KERALA' with a 'Completed' status and a 'Confirmed' order status. Action buttons like 'View Order-497', 'Reschedule History', and 'Download Report' are visible for this entry.

Package	Center Name & State/District/Taluk	Purchase status	Qty	Amount	Order Location	Booking Date	Timeslot	Bank Refno	Collection Bay Status	Order Status	View Details
Test Package	HINDLABS CLINICAL LABORATORY, PEROORKADA/KERALA » TRIVANDRUM » HINDLABS CLINICAL LABORATORY PEROORKADA	Completed	2	2.00RS	Tiruchirappalli Sy no 394, 9, Hanifa Colony, Sangillyandapuram, Navalur, Tiruchirappalli, Tamil Nadu 620102, India	25-02-2024	07:41 AM	90578974202	collection completed - Completed the collection	Confirmed - Confirmed the collection by center	View Order-497 Reschedule History Download Report

Report Download:

- Upon completion of the test, users can download their test report.
- The report is uploaded by the center and users are notified via email and SMS.
- Users can access the Report Download Page from their dashboard to download the report.

No-Reply, Report Upload Message External Inbox x

 **HLL** <hindlabsinfo@lifecarehll.com>
to me ▾

Dear ,

your booked order id is **497** dated **(25-02-2024)** and slot is **(07:41 AM)**

Report Document is Uploaded.Please check your dashboard and download the report.

Center Details: KERALA » TRIVANDRUM » HINDLABS CLINICAL LABORATORY PEROORKADA


Stay healthy!


Warm regards,

Hindlabs - Diagnostic Network

Dear XXXXXXXX your booked order id 497 related Report Document is Uploaded.Please check your dashboard - Hindlabs


Filtered by SMS Filter

 **HINDLABS**
Diagnostic Network

 **HLL Lifecare Limited**
(A Government of India Enterprise)

Customer Care
+91 9400027969

Home Collection
+91 9400027969

Help & Support ▾ 

[About ▾](#) [Health Packages](#) [Book a Test](#) [Choose State ▾](#) [Download Reports](#) [Logout](#) [Dashboard](#)

[Home](#) > [Report Download](#) >

Report Download

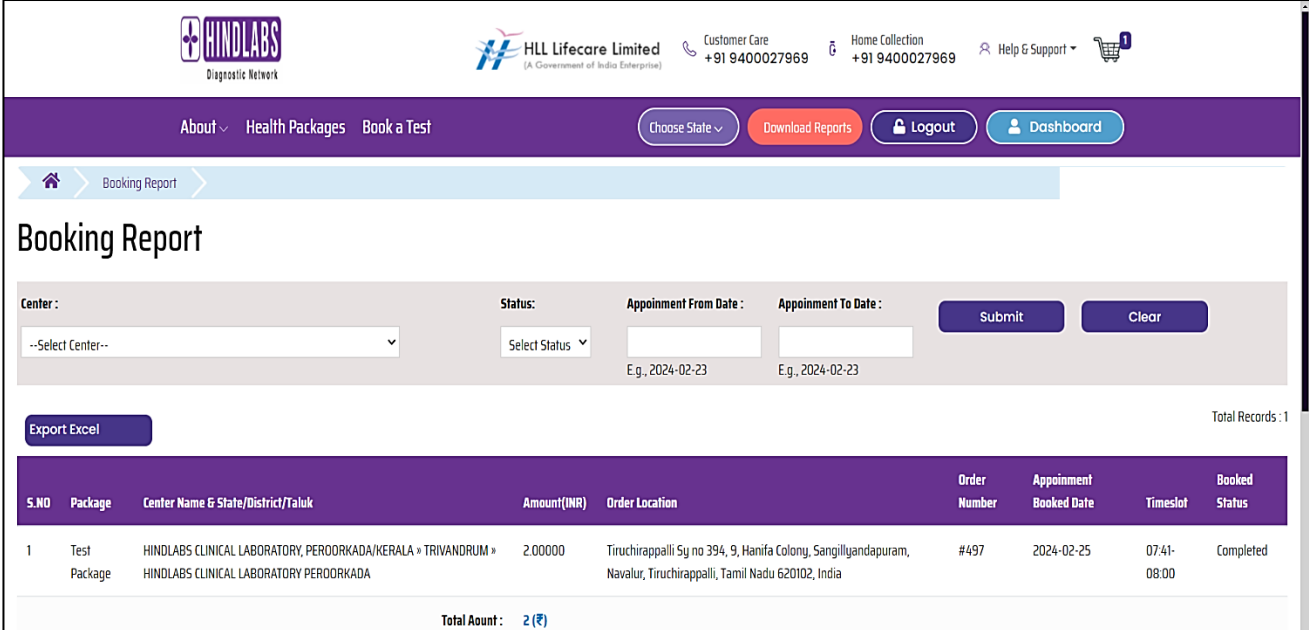
pdf-test.pdf

REPORTS:

- The Reports section offers users a comprehensive overview of all booked reports, providing insights into their testing status. Here's how users can effectively utilize this feature:

Accessing Reports:

- Users can navigate to the Reports tab from the dashboard to view their booked reports.



Booking Report

Center : Status: Appointment From Date : Appointment To Date :

Total Records : 1

S.NO	Package	Center Name & State/District/Taluk	Amount(INR)	Order Location	Order Number	Appointment Booked Date	Timeslot	Booked Status
1	Test Package	HINDLABS CLINICAL LABORATORY, PERIORKADA/KERALA » TRIVANDRUM » HINDLABS CLINICAL LABORATORY PERIORKADA	2.00000	Tiruchirappalli Sy no 394, 9, Hanifa Colony, Sangillyandapuram, Navalur, Tiruchirappalli, Tamil Nadu 620102, India	#497	2024-02-25	07:41-08:00	Completed

Total Amount : 2 (₹)

Report Status Display:

- The Report tab displays various categories of report statuses, including Completed, Pending, Aborted, Started, and Rescheduled records.
- Users can easily distinguish between different statuses to track the progress of their reports.

Filtering Options:

- To streamline the viewing experience, users can utilize the Center, Date, and Status filter options.
- These filters enable users to narrow down their search criteria, facilitating quick access to specific reports.

Export Functionality:

- Users have the option to export all records in Excel format for further analysis or documentation purposes.
- This export feature enhances usability by allowing users to maintain records offline or share them with relevant stakeholders.

CANCELLED REPORTS:

- The Cancelled Reports section provides users with insights into their booked reports that have been cancelled due to payment issues or other reasons.

Cancelled Order for Booked Report

Center :

Appointment From Date :

Appointment To Date :

Payment Received From Date :

Payment Received To Date :

Submit

Clear

--Select Center--

E.g., 2024-02-23

E.g., 2024-02-23

E.g., 2024-02-23

E.g., 2024-02-23

Export Excel

Total Records : 5

S.NO	Package	Center Name & State/District/Taluk	Amount(INR)	Order Location	Order Number	Appointment Booked Date	Timeslot	Payment Received Date	Tracking ID	Cancelled Message
1	Test Package	HINDLABS CLINICAL LABORATORY, PEROORKADA/KERALA » TRIVANDRUM » HINDLABS CLINICAL LABORATORY PEROORKADA	3.00000	Trichy, Tamil Nadu, India	#495	2024-02-20	12:00-12:20	2024-02-19 21:32:29	113185458673	I do not wish to share my confidential payment details online.
2	Test Package	HINDLABS CLINICAL LABORATORY, PEROORKADA/KERALA » TRIVANDRUM » HINDLABS CLINICAL LABORATORY PEROORKADA	2.00000	Kerala, India	#494	2024-02-20	07:41-08:00	2024-02-19 21:19:17	113185444657	I do not wish to share my confidential payment details online.
3	Test Package	HINDLABS CLINICAL LABORATORY, PEROORKADA/KERALA » TRIVANDRUM » HINDLABS CLINICAL LABORATORY PEROORKADA	2.00000		#493			2024-02-19 21:17:37	113185442847	I do not wish to share my confidential payment details online.

Accessing Cancelled Reports:

- Users can access the Cancelled Reports tab from the dashboard to view details of their cancelled bookings.

Display of Cancelled Records:

- The Cancelled Reports tab lists all records of booked reports that have been cancelled.
- Users can easily identify these records and review the reasons for cancellation.

Filtering Options:

- The Center and Date filters enable users to narrow down their search based on specific criteria such as center location and booking date/payment received date.

Export Functionality:

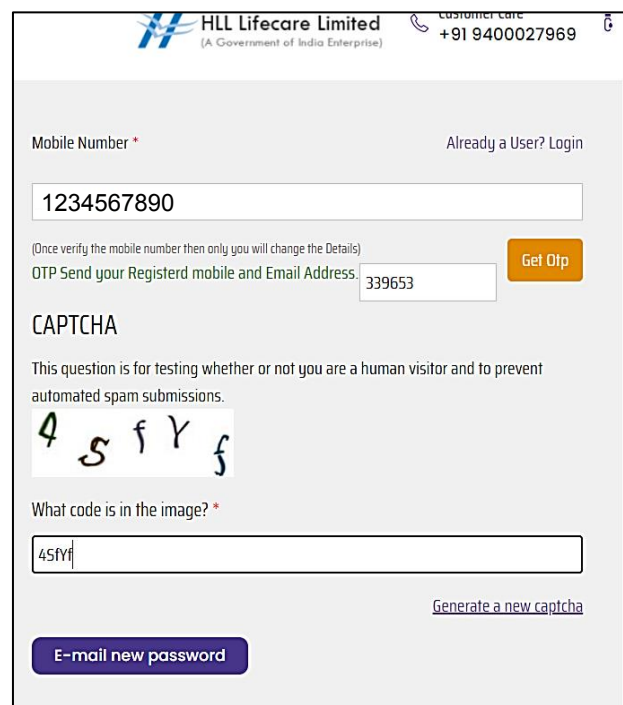
- Users have the option to export all cancelled records in Excel format and this export feature allows users to maintain detailed records.

FORGET PASSWORD:

The Forget Password feature provides users with a convenient method to reset their password in case they forget it.

Accessing Forget Password:

- Users who forget their password can access the Forget Password link available on the login page.



The screenshot shows the 'FORGET PASSWORD' form for HLL Lifecare Limited. At the top, the company logo and name are displayed, along with a customer care number: +91 9400027969. The form includes a 'Mobile Number' field with the value '1234567890' and a link 'Already a User? Login'. Below this is a note: '(Once verify the mobile number then only you will change the Details)'. An 'OTP Send your Registered mobile and Email Address.' field contains the value '339653', followed by an orange 'Get Otp' button. A 'CAPTCHA' section follows, with a text explanation: 'This question is for testing whether or not you are a human visitor and to prevent automated spam submissions.' The captcha image shows the characters '4 5 f Y f'. Below the image is a text input field containing '45fYf' and a link 'Generate a new captcha'. At the bottom is a purple button labeled 'E-mail new password'.

Password Reset Process:

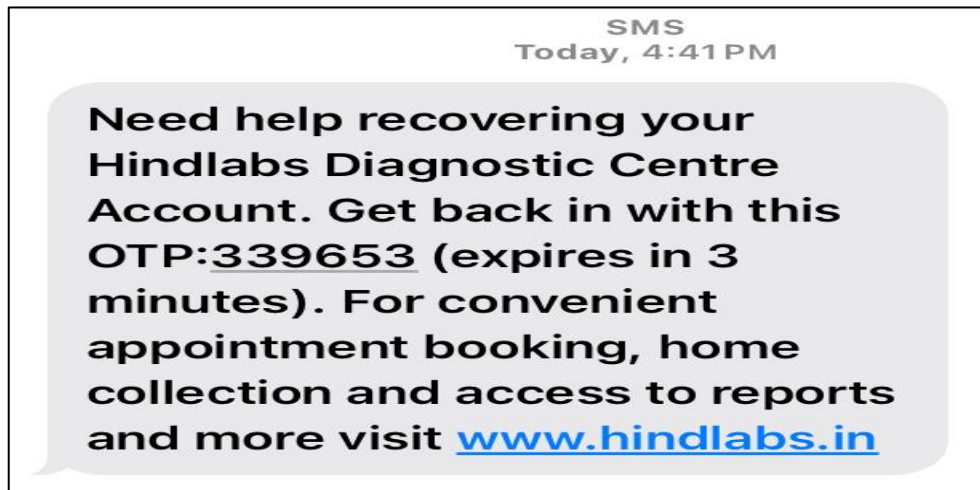
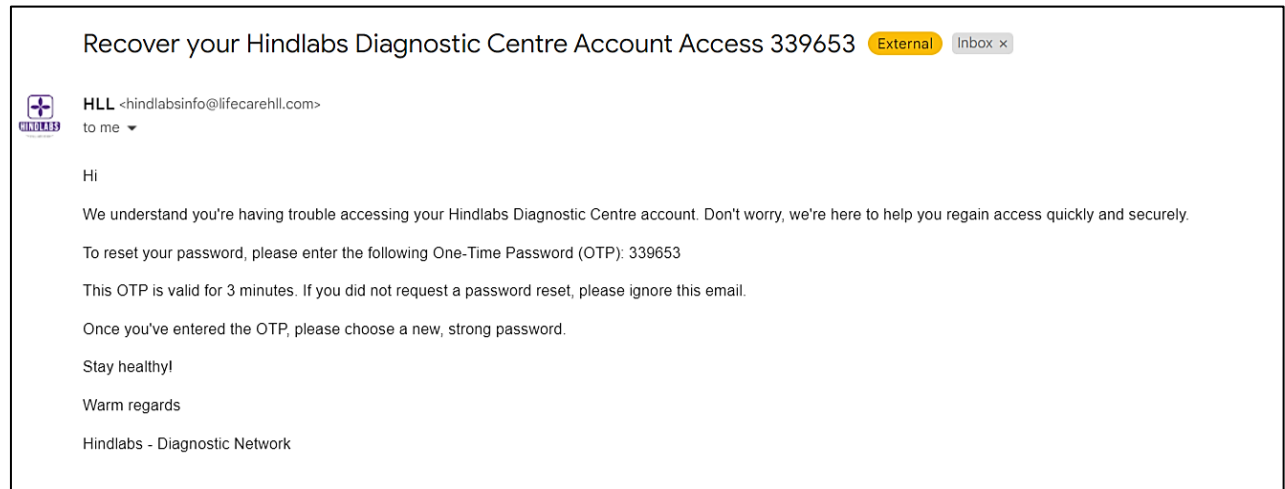
Initiate Reset:

- Users need to enter their registered mobile number associated with their account.

Upon submission, users will receive an OTP (One-Time Password) via email and SMS to verify their identity.

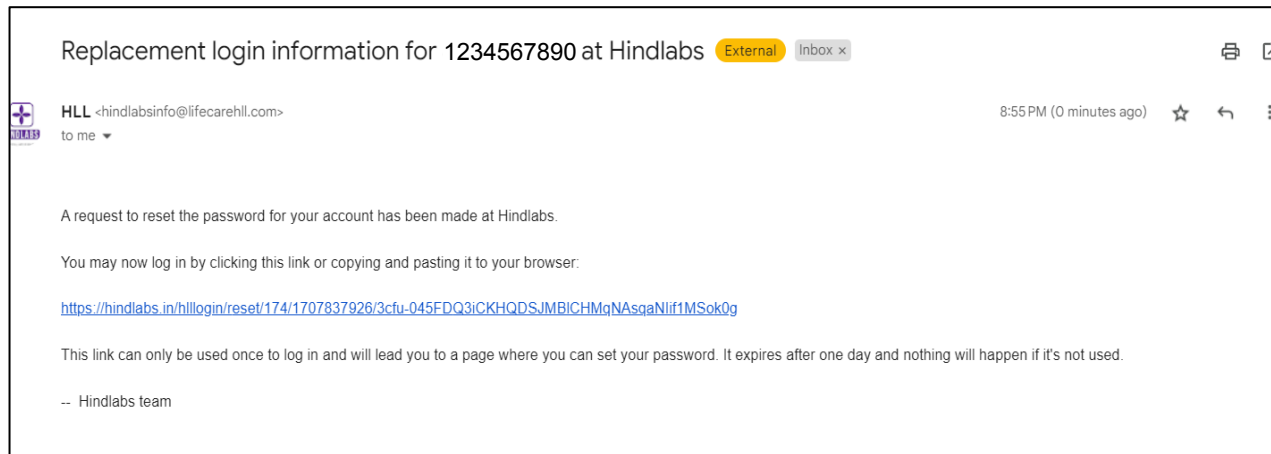
Receive OTP:

- Users receive an OTP on their registered email address and mobile number.



Reset Password:

- Once users enter the correct OTP, they will receive a recovery email containing a reset password link.
- Clicking on the reset password link will redirect users to a page where they can set a new password.



Security Measures:

- This process ensures security by verifying the user's identity through OTP verification before allowing them to reset their password.
- The OTP sent to both the registered email and mobile number adds an extra layer of security to the password recovery process.